



LOW VOLATILITY INCOME FUND INC.

INTERMEDIARY ENTRY CLASS SHARES

October 2018 Factsheet

Fund Overview

Fund Objective

The Fund will seek to allocate its assets to a portfolio of listed, exchange-traded equities, which the Investment Advisor believes to have low levels of volatility. The Fund aims to generate an additional source of income by collecting a premium received by writing Covered Calls against underlying securities.

Fund Strategy

To provide long term capital appreciation by investing in equities which the Investment Advisor believes to have low levels of volatility with the aim of enhancing the return by writing covered call options.

Fund Information

Investment Team:

Investment Advisor:
Castlestone Management LLC

Investment Manager:
Angus Murray

Head of Trading:
Peter Conniff

Research Analyst:
Michael Delefos

Fund Launch Date:

Incorporated:
June 2016

Open to investors:
November 2016

Minimum Investment:

\$/€/£ 10,000 / ¥1,000,000 or other such amounts as the Directors of the Fund determine

Fees:

Management Fee: 1.75%
Retrocession Fee 1.00%
Incentive Fee (only for dividend and premium income): 20.00%

Dealing Frequency:

Daily****

Domicile:

Cayman Islands

Currency:

Class C Shares \$USD
Class CC Shares €EUR
Class CCC Shares £GBP
Class CCCC Shares ¥JPY

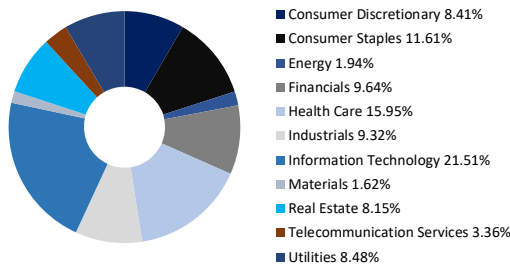
Historical Performance*

Month to Date:	-5.67%
Year to Date:	-6.58%
Cumulative Return:	8.86%
Monthly Average Returns:	0.37%

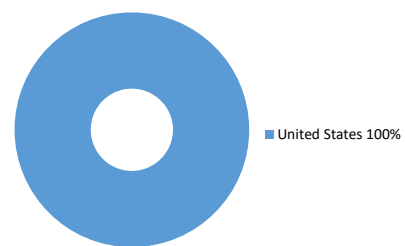
Top 5 Holdings**

COCA COLA
JOHNSON & JOHNSON
PEPSICO INC
PFIZER
WASTE MANAGEMENT

Sector Breakdown**



Country Breakdown**



Historical Returns***

	Jan	Feb	Mar	Apr	May	Jun	Jul	Aug	Sep	Oct	Nov	Dec	Year
2018	2.59%	-5.19%	-1.76%	-0.96%	0.33%	0.35%	1.62%	2.02%	0.25%	-5.67%	-	-	-6.58%
2017	0.61%	3.72%	-0.21%	0.59%	2.00%	-0.40%	2.01%	0.85%	0.25%	1.69%	2.64%	-0.34%	14.17%
2016	-1.39%	1.04%	5.42%	-0.36%	1.58%	3.94%	1.47%	-1.96%	-1.17%	-2.75%	0.62%	2.07%	8.49%

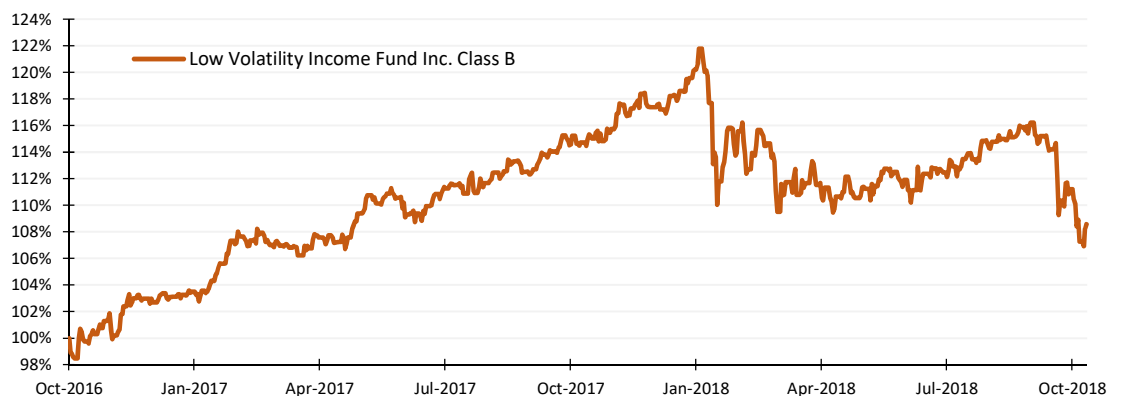
Historical Returns

Class	1mth	3mth	6mth	YTD	1yr	3yr
C - \$USD	-5.67%	-3.53%	-1.29%	-6.58%	-4.44%	-
CC - €EUR	-	-	-	-	-	-
CCC - £GBP	-5.67%	-3.53%	-1.30%	-6.58%	-4.44%	-
CCCC - ¥JPY	-5.67%	-	-	-6.09%	-	-

Share Class Information

Class	NAV	Bloomberg	ISIN	Start Date
C - \$USD	\$1,251.86	LVFICA KY	KYG5730C1362	30-Nov-2016
CC - €EUR	-	-	-	-
CCC - £GBP	£1,223.69	LVINCC KY	KYG5730C1859	23-Dec-2016
CCCC - ¥JPY	¥107,993.13	LVICCC KY	KYG5730C1933	13-Sep-2018

Performance Since Inception





LOW VOLATILITY INCOME FUND INC.

INTERMEDIARY ENTRY CLASS SHARES

October 2018 Factsheet

Glossary

Low Volatility

Volatility is a statistical measure of the dispersion of returns for a given security or market index. A beta of less than 1 means that the security will be less volatile than the market. A beta of greater than 1 indicates that the security's price will be more volatile than the market. The Fund will target an average beta of approximately .75

Dividend Yield

A financial ratio that indicates how much a company pays out in dividends each year relative to its share price.

Covered Call Option

A call option that is covered by the underlying equities in the portfolio.

Premium Income

The income received by writing / selling an option.

Investment Advisor

Castlestone Management LLC
Harborside 5, 185 Hudson Street
Suite 2544
Jersey City, NJ 07311
United States of America

Phone: +1 201 633 4715

info@castlestonemanagementllc.com
www.castlestonemanagementllc.com

Manager Commentary

There was almost no place to hide in October. All the major asset classes lost ground last month, marking the first across-the-board setback since February. Stocks in the US and around the world posted the biggest losses, with of the year's winners now leading the way down. The month worst performing sectors were Energy, Consumer Discretionary and Industrials. While, safe haven sectors of Consumer Staples and Utilities were the only positive groups on the month. Concerns surrounding rising interest rates in the U.S. took the blame for the downturn but two other factors may have been at work. Most U.S. companies were in a quiet period as they prepared to report earnings and many mutual funds took what profits they could to report strong numbers in December. Low Volatility Income Fund struggled over the month but outperformed the S&P 500. The fund is overweight Health Care, Information Technology and Utilities. Our top holdings at month's end were Coca-Cola, Johnson & Johnson, PepsiCo, Pfizer and Waste Management.

Note: Please be aware that hypothetical or simulated performance results have certain limitations. Unlike an actual performance record, simulated results do not represent actual trading. Past performance cannot be relied on as a guide to future performance.

The assets reported on Bloomberg are the total Assets Under Strategy which include both the Low Volatility Income Fund Inc. and assets advised by the Family Office.

* The data denotes the performance of the Low Volatility Income Fund Inc. share class C USD.

** The allocations are indicative and for illustrative purposes only. Data is as of 31 October 2018.

*** The data denotes the performance of the Low Volatility Income Fund Inc. share class C since 30 November 2016 and share class B from 1 November 2016. Performance prior to 1 November 2016 is that of the iShares MSCI Low Volatility USA ETF. This data is based on the performance of the iShares MSCI Low Volatility USA ETF and data contained herein is not a reliable indicator of future performance. Performance is simulated and is a gross estimate not calculating managed account fees. Please be aware that hypothetical or simulated performance results have certain limitations. Unlike an actual performance record, simulated results do not represent actual trading. Past performance cannot be relied on as a guide to future performance. Data range is from 1 January 2016 – 31 October 2018.

**** Daily, subscriptions by 12:00 noon (GMT) on each Business Day for the following Business Day NAV.

The Fund is registered and regulated under section 4(1)(b) of the Mutual Funds Law (2015 Revision), and may carry on business in or from the Cayman Islands subject to the provisions of the Mutual Funds Law (2015 Revision). The information contained in this document is not directed at, nor is it intended for distribution to, or use by, persons in any jurisdiction in which the investment products are not authorized for distribution or in which the dissemination of information regarding the investment products is not permitted. This document is not offering to sell any product. Any transaction requires our subsequent formal agreement which will be subject to internal approvals and binding transaction documents. Castlestone Management LLC ("We") will not be liable for any use you make of any information in this document. We are not your advisor or fiduciary. We are not recommending or making any representations as to suitability of any product or the tax, legal or accounting treatment of any product. We are not responsible for information stated to be obtained or derived from third party sources. All opinions are given as of the date hereof and are subject to change. We are not obliged to inform you of any such changes. Any projections and opinions expressed herein are expressed solely as general market commentary and do not constitute investment advice or guaranteed return. They represent the views of Castlestone Management LLC at the time of publication and are subject to change without notice. Any simulated performance data and/or past performance data contained herein is not a reliable indicator of future performance. Income from investments may fluctuate and investors may not recoup the amount originally invested. Any forward-looking statements concerning the financial condition, results of operations and businesses of Castlestone Management LLC expressed or implied, are based on management's current expectations and assumptions, which may change without notice, and are no guarantee of future results, performance or events. Nothing in this document constitutes a representation that any investment strategy or recommendation is suitable or appropriate to an investor's individual circumstances or otherwise constitutes a personal recommendation. Investments involve risks, and investors should exercise prudence and their own judgement in making their investment decisions. This document is confidential. No part of it may be reproduced, distributed or transmitted without Castlestone Management's written permission. Neither this document nor any copy of it may be distributed, directly or indirectly, in the United States of America or its territories or possessions (the "United States" or to any US Person as defined in Regulations under the United States Securities Act of 1933 (as amended)). Any failure to comply with these restrictions may constitute a violation of United States securities law. This is not exhaustive; other regional-specific wording may apply. If in doubt, please consult with Castlestone Management's Compliance department. Castlestone Management LLC is a registered investment adviser in the state of New Jersey. Being registered does not imply a certain level of skill or training. Investment in any Fund involves significant risks. A prospective or continuing investor should not invest in any Fund unless satisfied that it and/or its investment representative or professional adviser has/have asked for and received all information which would enable it or both of them to evaluate the risks in terms of an investment or continued investment in the Fund. The information in this document has not been approved or verified by the United States Securities and Exchange Commission or by any state securities authority. No invitation to the public in Hong Kong to buy or subscribe for any product is permitted to be made. You should consult your own attorney, business adviser and tax adviser as to legal, business, tax and related matters concerning any of the contents of this document.

Additional information about Castlestone Management LLC is available on the United States Securities and Exchange Commission's website at www.adviserinfo.sec.gov.